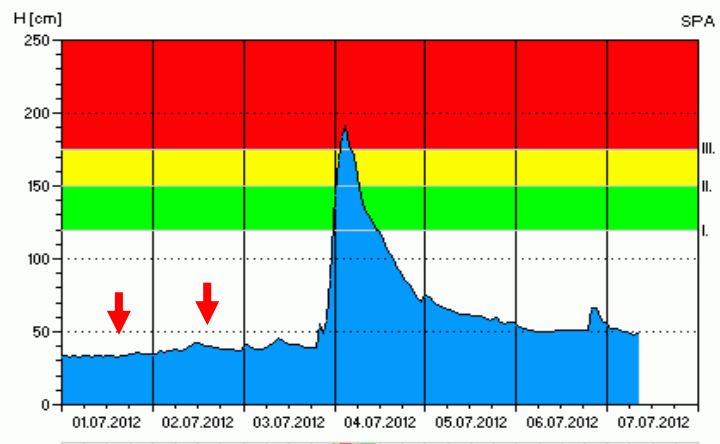


# OTAVA 2012

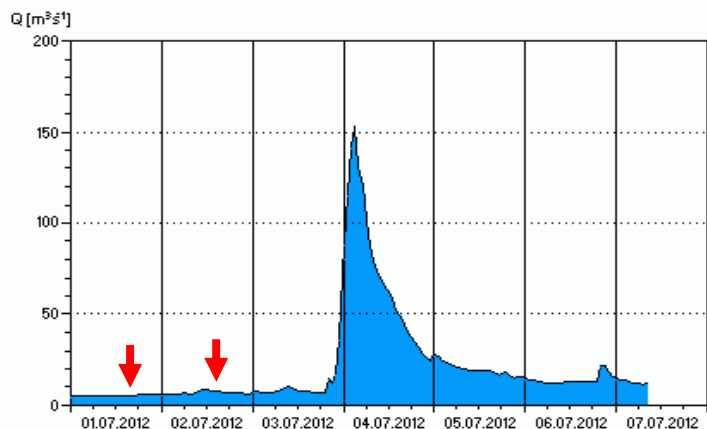
Stanice: **LG Sušice**

Tok: **Otava**



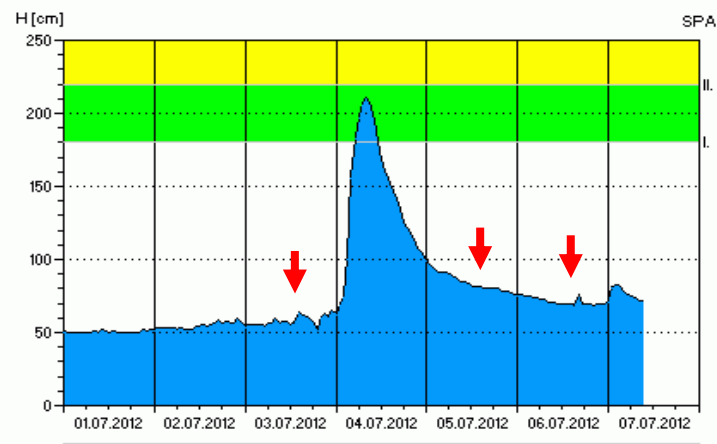
Vodní stav H [cm]:	
06.07.12 07:00	50
05.07.12 07:00	64
04.07.12 07:00	144
02.07.12 07:00	37
01.07.12 07:00	34

Průtok Q [m <sup>3</sup> .s <sup>-1</sup> ]:	
06.07.12 07:00	12,4
05.07.12 07:00	20,4
04.07.12 07:00	87,9
02.07.12 07:00	6,48
01.07.12 07:00	5,5



Stanice: **LG Katovice**

Tok: **Otava**



Vodní stav H [cm]:	
06.07.12 07:00	73
05.07.12 07:00	88
04.07.12 07:00	207
03.07.12 07:00	57
02.07.12 07:00	53
01.07.12 07:00	50

Průtok Q [m <sup>3</sup> .s <sup>-1</sup> ]:	
06.07.12 07:00	23
05.07.12 07:00	38,8
04.07.12 07:00	153
03.07.12 07:00	9,43
02.07.12 07:00	7,37
01.07.12 07:00	6

