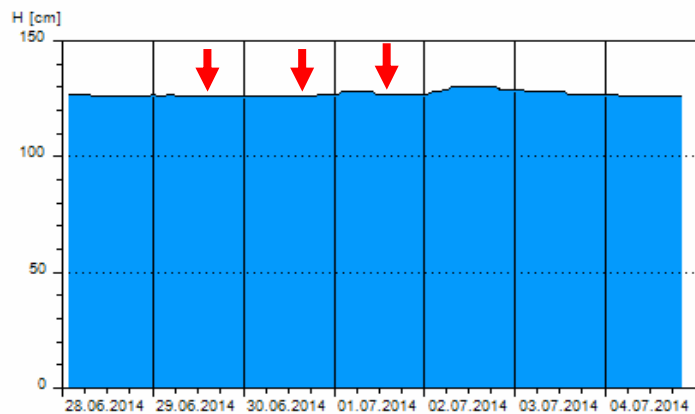


# LUŽNICE 2014 07

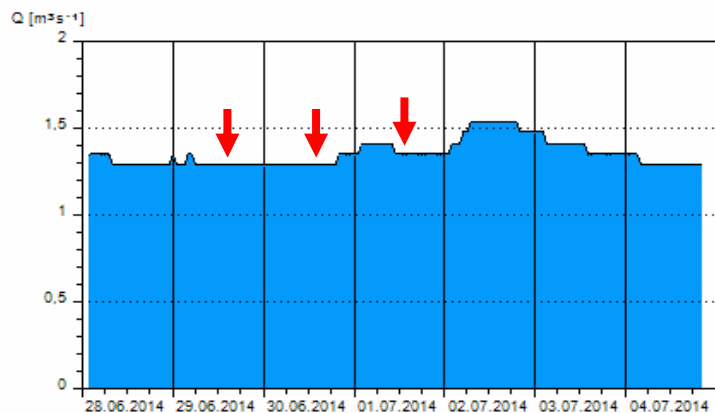
Stanice: **LG Pilař**

Tok: **Lužnice**



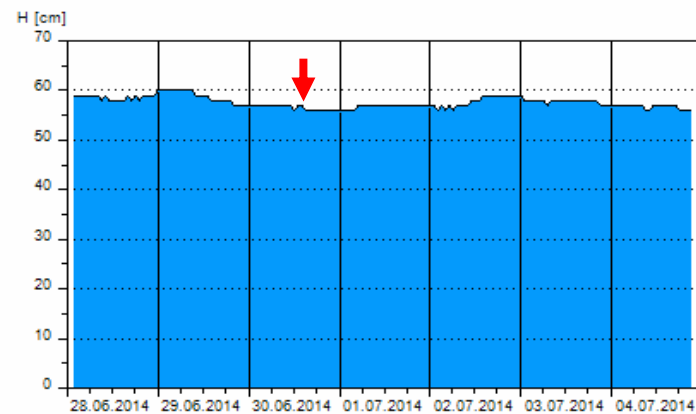
Vodní stav H [cm]:	
4.7.2014 7:00	126
3.7.2014 7:00	128
2.7.2014 7:00	130
1.7.2014 7:00	128
30.6.2014 7:00	126
29.6.2014 7:00	126

Průtok Q [m³.s⁻¹]:	
4.7.2014 7:00	1,29
3.7.2014 7:00	1,41
2.7.2014 7:00	1,54
1.7.2014 7:00	1,41
30.6.2014 7:00	1,29
29.6.2014 7:00	1,29



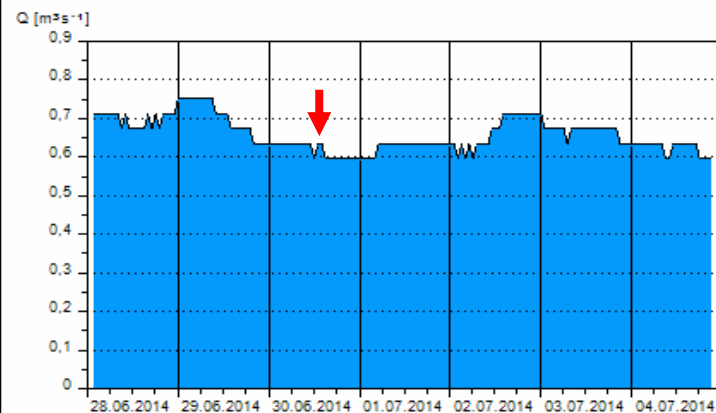
Stanice: **LG Kazdovna**

Tok: **Lužnice**



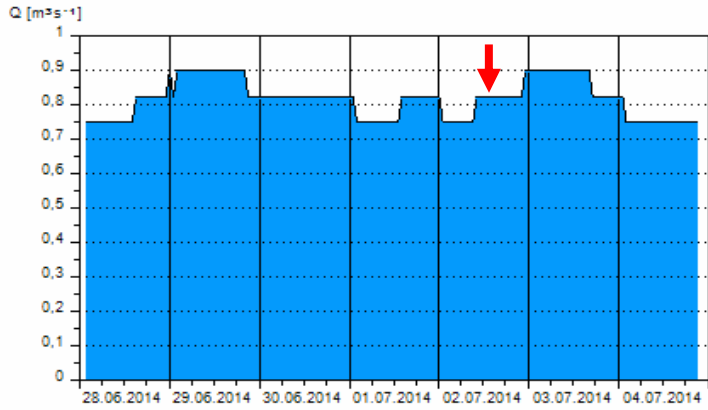
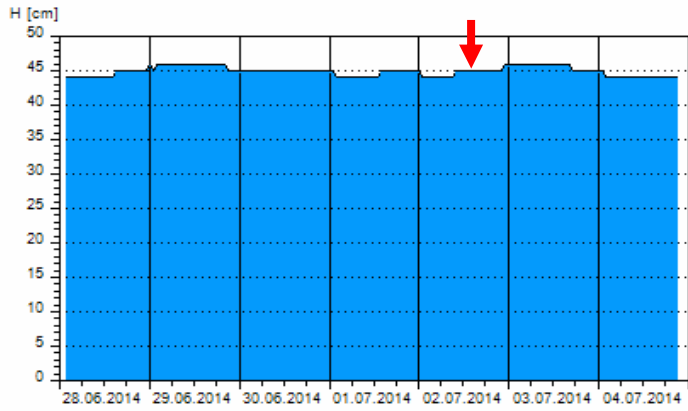
Vodní stav H [cm]:	
4.7.2014 7:00	57
3.7.2014 7:00	57
2.7.2014 7:00	57
1.7.2014 7:00	57
30.6.2014 7:00	57
29.6.2014 7:00	60

Průtok Q [m³.s⁻¹]:	
4.7.2014 7:00	0,63
3.7.2014 7:00	0,63
2.7.2014 7:00	0,63
1.7.2014 7:00	0,63
30.6.2014 7:00	0,63
29.6.2014 7:00	0,75



**Stanice: LG Mláka**

**Tok: Lužnice**



**Vodní stav H [cm]:**

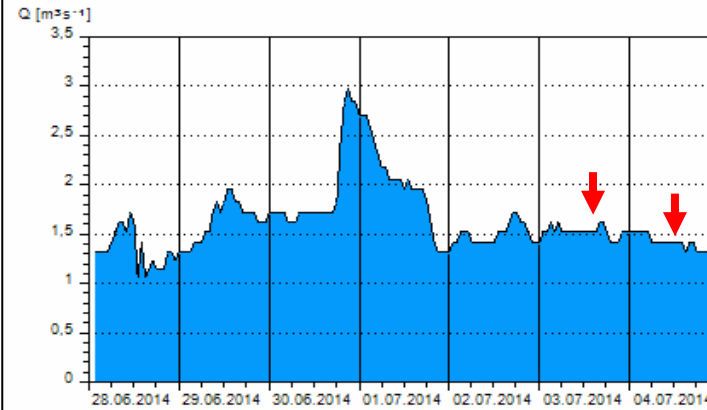
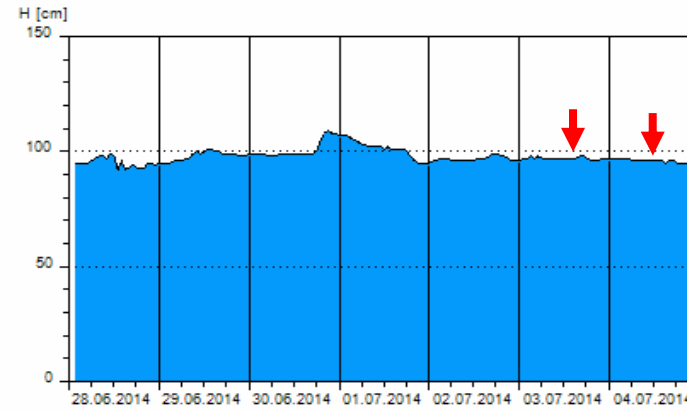
4.7.2014 7:00	44
3.7.2014 7:00	46
2.7.2014 7:00	44
1.7.2014 7:00	44
30.6.2014 7:00	45
29.6.2014 7:00	46

**Průtok Q [m³.s⁻¹]:**

4.7.2014 7:00	0,75
3.7.2014 7:00	0,9
2.7.2014 7:00	0,75
1.7.2014 7:00	0,75
30.6.2014 7:00	0,82
29.6.2014 7:00	0,9

**Stanice: LG Hamr**

**Tok: Lužnice**



**Vodní stav H [cm]:**

4.7.2014 7:00	96
3.7.2014 7:00	97
2.7.2014 7:00	96
1.7.2014 7:00	103
30.6.2014 7:00	98
29.6.2014 7:00	97

**Průtok Q [m³.s⁻¹]:**

4.7.2014 7:00	1,42
3.7.2014 7:00	1,52
2.7.2014 7:00	1,42
1.7.2014 7:00	2,18
30.6.2014 7:00	1,62
29.6.2014 7:00	1,52