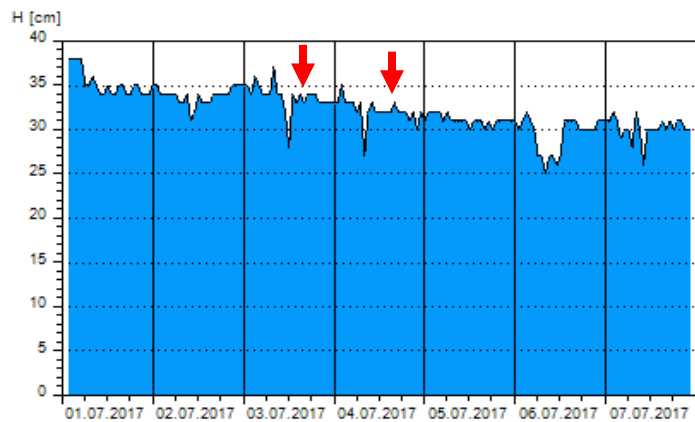


# OTAVA 2017\_07

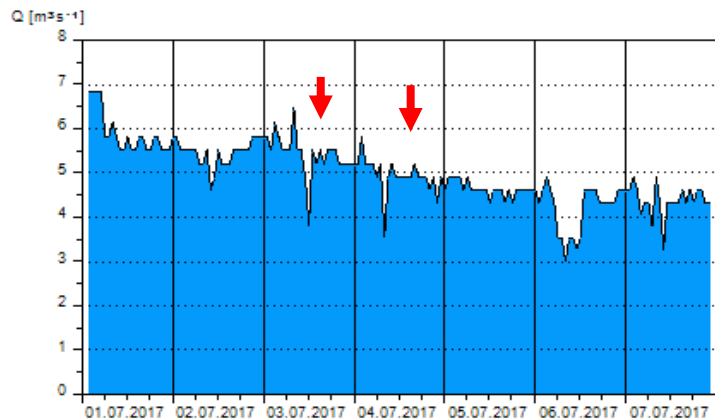
**Stanice: LG Sušice**

**Tok: Otava**



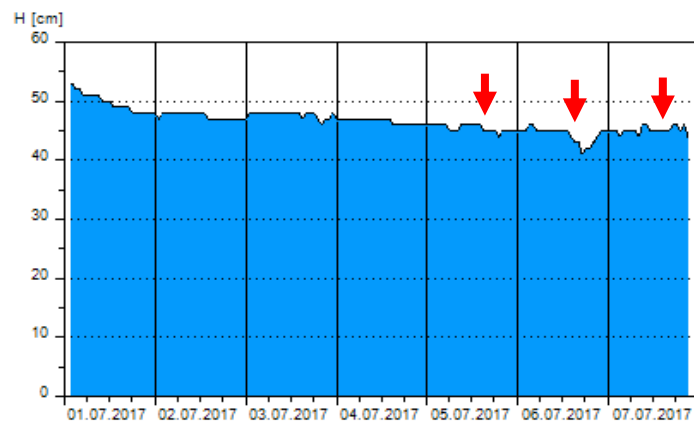
Vodní stav H [cm]:	
07.07.17 07:00	28
06.07.17 07:00	27
05.07.17 07:00	31
04.07.17 07:00	33
03.07.17 07:00	34

Průtok Q [m <sup>3</sup> .s <sup>-1</sup> ]:	
07.07.17 07:00	3,80
06.07.17 07:00	3,54
05.07.17 07:00	4,63
04.07.17 07:00	5,21
03.07.17 07:00	5,51



**Stanice: LG Katovice**

**Tok: Otava**



Vodní stav H [cm]:	
07.07.17 07:00	45
06.07.17 07:00	45
05.07.17 07:00	45
04.07.17 07:00	47
03.07.17 07:00	48

Průtok Q [m <sup>3</sup> .s <sup>-1</sup> ]:	
07.07.17 07:00	4,38
06.07.17 07:00	4,38
05.07.17 07:00	4,38
04.07.17 07:00	5,15
03.07.17 07:00	5,56

