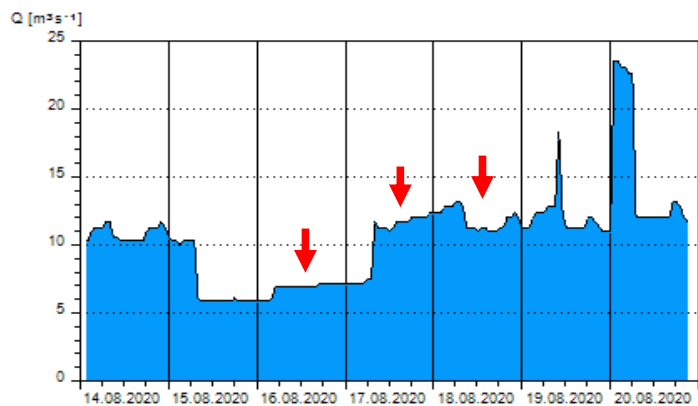
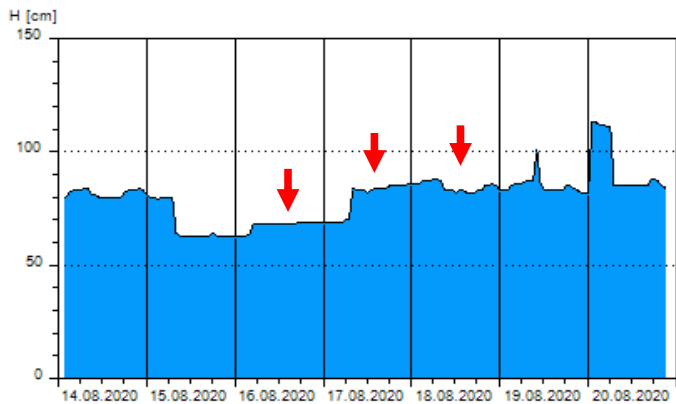


VLTAVA 2020_08

Stanice: LG Vyšší Brod

Tok: Vltava

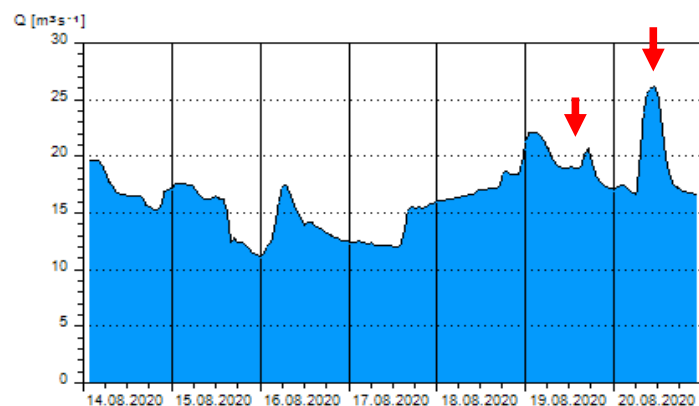
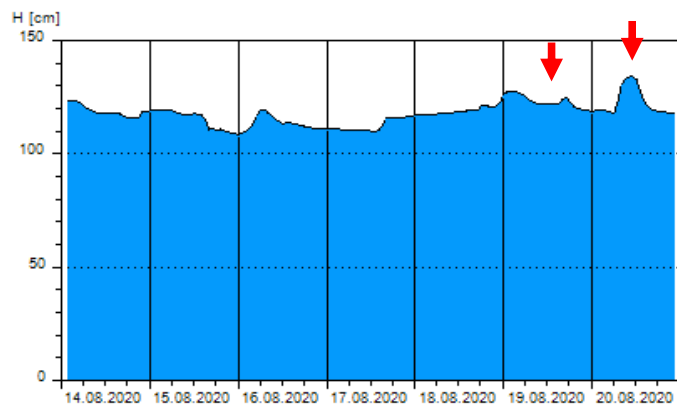


Vodní stav H [cm]: ¹	
20.08.2020 7:00	85
20.08.2020 6:00	111
19.08.2020 7:00	87
18.08.2020 7:00	88
17.08.2020 7:00	70
16.08.2020 7:00	68

Průtok Q [m³.s⁻¹]:	
20.08.2020 7:00	12,0
20.08.2020 6:00	22,6
19.08.2020 7:00	12,8
18.08.2020 7:00	13,2
17.08.2020 7:00	7,5
16.08.2020 7:00	7,0

Stanice: LG Spolí

Tok: Vltava



Vodní stav H [cm]: ¹	
20.08.2020 7:00	123
19.08.2020 7:00	124

Průtok Q [m³.s⁻¹]:	
20.08.2020 7:00	19,7
19.08.2020 7:00	19,9